

UNDP GEF APR/PIR 2006 - BIODIVERSITY




(1 July 2005 to 30 June 2006)

I. Basic Project Data

Official Title:	Conservation and sustainable use of the Gulf of Mannar Biosphere Reserve's Coastal Biodiversity		
Country:	India	PIMS Number	568
		Atlas project ID	00013013
Focal Area	BD	Project Type (FSP/MSP)	FSP
Strategic Priority	BD – 1 & 2	Operational Programme	OP2
Date of Entry into Work Programme	15 August 1996	Planned Project Duration	7 (years)
ProDoc Signature Date	07 March 2002	Original Planned Closing Date	Nov 2009
Date of First Disbursement	06 January 2003	Revised Planned Closing Date	Jan 2010
Is this the Terminal APR/PIR?	No	Date Project Operationally Closed (if applicable)	-----
Date Mid Term Evaluation¹ carried out (if applicable)	No	Date Final Evaluation carried out (if applicable)	-----
Dates of Project Visits by UNDP country office	6 th Jan, 2 nd to 3 rd and 28 th to 30 th May 2006	Date of last TPR Meeting	15 July 2005
Date of last visit by UNDP-GEF RTA			

¹ If an evaluation has been carried out in the last 12 months the report should be attached to this document.

Project Contacts:

Title	Name	E-mail	Date	Signature
National Project Director	Secretary, Environment and Forests, Government of Tamil Nadu	forsec@sec.tn.gov.in	09.10.2006	
Government GEF OFF ² (optional)				
UNDP Country Office Programme Manager	Ravi Chellam	ravi.chellam@undp.org	10.10.2006	
UNDP Regional Technical Advisor	Sultana Bashir	Sultana.bashir@undp.org	10.10.2006	

Project Summary (as in PIMS and ProDoc)

The overall objective of this project is to conserve the Gulf of Mannar Biosphere Reserves's (GoMBR) globally significant assemblage of coastal biodiversity and to demonstrate, in a large biosphere reserve with various multiple uses, how to integrate biodiversity conservation and sustainable coastal zone management and livelihood development. The focus of the project is on empowering local communities to manage the coastal ecosystem and wild resources in partnership with Government and other stakeholders and making all accountable for the quality of the resulting stewardship. Specific Government and village-level institutional capacities will be strengthened, stakeholders will apply sustainable livelihoods, and an independent, statutory Trust will ensure effective inter-sectoral co-operation in the sustainable conservation and utilization of the GoMBR's biodiversity resources.

² If multiple country project Lead country OFP and UNDP Programme Manager to sign-off.

II. Progress towards achieving project objectives

Project Objective and Outcomes	Description of Indicator	Baseline Level	Target Level	Level at 30 June 2006
<p>Objective: Establishment and effective participatory management of the Gulf of Mannar Biosphere Reserve (GoMBR) through the application of strengthened conservation programs in the Park core area and enabled sustainable livelihood development in the reserve as a whole.</p>	<p>1. Community based conservation and sustainable utilization of Gulf of Mannar's biodiversity resources.</p>	<p>All natural resources under government management or not under any formal management.</p>	<p>Establishment of Village eco-development committee in all the project villages (125)</p>	<p>> 50 Ecodevelopment committees have been established and training programmes are being conducted to aid these groups in developing and implementing sustainable livelihoods and better management of local natural resources.</p>
	<p>2. Strengthening the management of Marine National Park</p>	<p>Management is weak</p>	<p>Complete protection of National Park.</p>	<p>The staff has been trained in scuba diving. Training programme on biodiversity conservation including legal aspects has been developed and this will be conducted later this year. 24 Anti Poaching Watchers appointed and regular patrolling of the islands is being carried out. 10 buoys have been deployed on a pilot basis. Currently a contract is being processed for deploying the remaining buoys to complete the boundary demarcation for the National Park. Efforts are still being made to achieve the required levels of integration in the management of the Biosphere Reserve. Joint patrols are being planned with the State Fisheries department. Monthly meetings are held with all the departments in each of the districts to enable better coordination. Two joint patrols have been undertaken in June 2006 after it was decided in May'06 to undertake bi-monthly joint</p>

				<p>patrols by the State Fisheries Department and the National Park authorities. A special joint enforcement team is still to be constituted and their capacity development will take place once this team is constituted.</p> <p>District-level coordination committees have been established. The Trust has been participating in the monthly meetings of these committees. Coordinated field implementation is still to gather momentum.</p>
<p>Outcome 1: The establishment of the Gulf of Mannar Biosphere Reserve Trust with an independent long-term funding mechanism.</p>	<p>3. Establishment of Gulf of Mannar Biosphere Reserve Trust</p>	<p>A trust or a similar institution does not exist</p>	<p>Trust will become financially self sustainable at the end of the project</p>	<p>Trust has been established and four meetings of the Board of trustees have been held.</p>
	<p>4. Establishment of long-term funding mechanism (LTFM)</p>	<p>LTFM does not exist.</p>	<p>All committed contributions are received. Contributions from donor agencies and other sources are also leveraged and the Trust Fund is fully capitalized.</p>	<p>The ToRs for this task have been finalized. Negotiations are on with two institutions to take up this task.</p>
	<p>5. Improvement of biodiversity conservation capacity of Line Departments</p>	<p>0</p>	<p>Development of integrated coastal zone management plan involving all the stake holders.</p>	<p>Trust has been working with the District Collectors to ensure cross sectoral coordination and also to access the required levels of co-financing. The Chief Secretary of the state has issued clear directives to the District Collectors to support the implementation of this project.</p> <p>Training module in biodiversity conservation including issues related to enforcement has been developed. The training will</p>

				be conducted over five days later this year. Line departments also involved in the management planning exercise being undertaken by Winrock International India.
Outcome 2: Capacities of the National Park and Biosphere Reserve management staff and other stakeholders are built to enable a more effective management of the National Park and Biosphere Reserve that promotes conservation and sustainable use of the marine resources.	6. Full National Park status	0	Complete legal protection of National Park with boundary demarcation	Final notification to complete the legal process of establishing the national park is awaited from Govt. of India.
	7. Eco-tourism policy and guidelines.	Eco-tourism policy and guidelines do not exist.	Eco-tourism policy and guidelines are completely studied and suitable modifications are made based on feedback from local communities prior to formal notification.	Discussions have been initiated with the State Tourism Department to jointly develop the eco-tourism policy and guidelines.
	8. Development of species and habitat management plans	0	Species and habitat management plan developed for critical ecosystems	Negotiations have been initiated by the Trust with the local communities on habitat zoning as part of the eco-development initiative. Work is currently under progress to develop the management plans. First draft of these plans is expected by the end of 2006.
Outcome 3: An enabling environment for all stakeholders to develop and adopt alternative and sustainable livelihoods in the Biosphere Area.	9. Development of community-based conservation programme	0	Community based long term conservation plan for Biosphere Reserve will be prepared by the Eco-development committees.	54 micro plans are completed and under implementation. These micro plans also address conservation and sustainable development issues. These are being further developed to more explicitly address conservation issues.
	10. Development of alternative livelihood options for fisher folk	Some attempts were made by the NGOs to create land and marine based	The Trust will create an enabling environment and catalyze	DHAN Foundation has been contracted to train 40 SHGs from 40 villages in establishing and running micro-enterprises using the

		alternative livelihoods	the replication of successful models.	micro credit made available through EDCs using project funds. Rs 13,25,000 has been disbursed to EDCs as Revolving Funds.
	11. Development of research, monitoring and information programmes	Research activities are carried out by various Institutions in an unorganized manner.	Application of research results in the park management. Sustainable utilization of biosphere resources.	<p>The compilation of all available information on the ecology and conservation of GoMBR has been commissioned and this study will also do a gap analysis to enable the prioritization of research. An overall research strategy is being developed for the project. A research advisory committee has been constituted.</p> <p>Compilation of all available scientific information and a gap analysis exercise have been initiated. This will be completed by Aug'06. A Research Committee has been constituted to advise the Trust. A workshop to identify and prioritize research projects is scheduled to be held in Oct'06.</p> <p>In 166 schools -teachers and students were trained in the out reach and education programmes. 72 schools from Ramanathapuram district and 94 schools from Thoothukudi district. Apart from this a total of 163 teachers were trained in issued related to the conservation of marine biodiversity.</p>

Rating of Project Progress Towards Meeting Objective³

	2005 Rating	2006 Rating	Comments
Project Manager/Coordinator	MS	S	Team is now confident in achieving all targets & improve rating
Government GEF OFP ⁴ (optional)			
UNDP Country Office	S	S	A new team is in place and working with energy and purpose. The foundation has been laid for several activities to be implemented and implementation is gathering momentum. Closer monitoring by both the Chairman and Vice-chairman of the Trust and by GoI has begun and this should ensure more efficient implementation. Both the State Government of Tamil Nadu and GoI have realized the need for more efficient implementation and this is resulting in more efforts from them to speed up implementation.
UNDP Regional Technical Advisor			

Action Plan to Address Marginal or Unsatisfactory Rating

Where a project has received a rating of MS or U describe the actions to be taken to address this:

Action to be Taken	By Whom?	By When?
Monthly review of project implementation to assess progress of implementation based on the approved work plan and to provide required assistance and guidance to ensure timely and efficient implementation.	Jointly by Govt of Tamil Nadu, MoEF, GoI and UNDP, India-CO.	Every month.

³ Ratings: See instruction sheet for definitions of ratings. Use only:

HS - Highly Satisfactory; S – Satisfactory; MS – Marginally Satisfactory; U – Unsatisfactory.

⁴ If multiple country project Lead country OFP and UNDP Programme Manager to sign-off.

III. Progress in Project implementation

List the 4 key outputs delivered so far for each project Outcome:

Project Outcomes	Key Outputs
Outcome 1:	<ol style="list-style-type: none"> 1. Trust established and functioning. 2. District Level Co-ordination Committees established and functioning. 3. ToRs prepared for LTFM and negotiations are on to hire an appropriate agency. 4. Training module in biodiversity conservation and enforcement developed
Outcome 2:	<ol style="list-style-type: none"> 1. Management Plan is being prepared and it is expected to be completed by the end of 2006. 2. National Park staff capacity has been built by training and formation of anti-poaching squads and undertaking joint patrolling with Dept. of Fisheries. 3. Coordinated planning with the Tourism Department for evolving Eco tourism plans for the area. 4. Awareness of GoMBR and marine conservation issues enhanced amongst school students and teachers.
Outcome 3:	<ol style="list-style-type: none"> 1. 222 coastal villages have been categorized into various threat categories and are being involved in the project. 2. 67 Eco Development Committees (EDCs) have been formed 54 micro plans have been approved for implementation. 3. Rs.13, 25,000 has been disbursed to the EDCs as revolving fund for onward disbursement to Self Help Groups (SHGs) for establishing micro enterprises and adopting sustainable livelihoods. 4. Nine NGOs have been selected to partner the Trust in the implementation of the project. They will work with EDCs, SHGs and other villagers to ascertain their needs, assist them with local-level planning, provide training and also assist in overall implementation of the project.

Rating of Project Implementation⁵

	2005 Rating	2006 Rating	Comments
Project Director	MS	S	Project has now addressed the implementation barriers that were there in the previous year and therefore in track. Finalization of the updated logical framework will ensure that the project team will be further guided in the right direction.
Government GEF OFP ⁶ (optional)			
UNDP Country Office	S	S	Given the difficulties that the new team had to deal with, they have done well to review and take complete stock of all aspects of project implementation and to work to laying a strong foundation for ensuring more efficient implementation. The project is now poised to deliver the results.
UNDP Regional Technical Advisor			

Action Plan to Address Marginal and Unsatisfactory Ratings

Where a project has received a rating of MS or U describe the actions to be taken to address this:

Action to be Taken	By Whom?	By When?

⁵ Ratings: See instruction sheet for definitions of ratings. Use only:

HS - Highly Satisfactory; S – Satisfactory; MS – Marginally Satisfactory; U – Unsatisfactory.

⁶ If multiple country project Lead country OFP and UNDP Programme Manager to sign-off.

IV. Risks

1. Please annex to this report a print out of the corresponding Atlas Risk Tab (please use landscape format and only print the frame).

Please find risk report at the end of PIR

2. For any risks identified as “critical” please copy the following information from Atlas:

No critical risks reported

V. Adjustments to Project Strategy

Please report any adjustments made to the project strategy, as reflected in the logical framework matrix, since the Project Document signature:

Change Made to:	Y/N	Reason for Change
Project Objective	No	
Project Outcomes	No	
Project Outputs/ Activities / Inputs	Yes.	Logical framework is currently under revision for retrofitting to Strategic priorities.

Adjustments to Project Time Frame

If the duration of the project, the Project works schedule, or the timing of any key events such as project start up, evaluations or closing date have been adjusted since project approval please explain the changes and the reasons for these changes.

Change	Reason for Change
Project start and close date	Since the actual Project implementation stated for Jan 2003, the seven year period of Project may be counted from that date.

VI. Financial Information

Please present all financial values in US\$ millions to 2 decimal places only (eg. \$3,502,000 should be written as \$3.50m)

Name of Partner or Contributor (including the Private Sector)	Type ⁷	Amount used in Project Preparation (PDF A, B)	Amount committed in Project Document ⁸	Additional amounts committed after Project Document finalization ⁸	Estimated Total Disbursement to 30 June 2006	Expected Total Disbursement by end of project
GEF Contribution	GEF	PDF B: 0.194	7.65	--	0.886	7.65
Cash Cofinancing – UNDP Managed						
UNDP (TRAC)	UN Agency		1.00	--	1.0	1.0
<i>(add rows as necessary)</i>						
Cash Cofinancing – Partner Managed	GoI / GoTN	0.008	18.08	--	0.04	18.08
<i>(add rows as necessary)</i>	M.S Swamina than Research Foundati on	0.01				
In-Kind Cofinancing						
<i>(add rows as necessary)</i>						
Total Cofinancing		0.018	19.08			
Total for Project		0.212	26.73		1.926	26.73

US \$ = 47.60 as per project book.

⁷ Specify if: UN Agency, other Multilateral, Bilateral Donor, Regional Development Bank (RDB), National Government, Local Government, NGO, Private Sector, Other.

⁸ Planned amounts are those shown in the approved Project Document. These may be zero in the case of new leveraged project partners.

Comments

Please explain any significant changes in project financing since Project Document signature, or differences between the anticipated and actual rates of disbursement:

The rate of disbursement has been far below the planned rate. This has largely been a result of the inadequate capacities of the project implementation team. This is also a complex project involving many stakeholders and adopting many innovative approaches and the implementing team lacks experience in these approaches. All of this has contributed to the slow pace of disbursement.

VII. Additional Financial Instruments used in the Project

This section only needs to be completed if the project provides funds to any Financial Instruments such as: Trust Funds, Sinking Funds, Revolving Funds, Partial Credit Risk Guarantees, Microfinance services, Leasing or Insurance mechanisms.

If this project does not use any Additional Financial Instruments skip this and go to Section VIII.

Financial Instrument	Financial Institution Responsible for Management	Basis for Selection of Financial Institution
Revolving Loan Fund	Eco-Development Committees	It was necessary that the community manages this fund with their organized groups, to ensure that the community members are comfortable in using the mechanism. This also eliminates the managing cost necessary if given to a private entity (it was meant to be a non-profit system) and also the interest that will be charged will be within desired levels than regular financial institutions such as banks. EDCs have been trained in managing the RLF by the DHAN Foundation and they will continue to monitor the EDCs involvement in building up this system

For Each Financial Instrument please complete the following two tables:

Name of Financial Instrument:

Revolving Loan Fund

Source of Funds (add rows for each source)	Funds Committed in Project Document	Amount Disbursed to Date	Issues or Comments
GEF	US\$ 350,000	US\$ 28,500	-

Rating of Performance of Financial Instrument⁹

	2005 Rating	2006 Rating	Comments
Project Director	N/A	S	The establishment of the RFL has been varied out inc consultation with all stakeholders and up-to-date it has been functioning properly.
Government GEF OFP	N/A	S	The performance since the disbursement of funds has been going on smoothly. It is necessary to monitor the overall cycle of the mechanism in the future to ensure its effectiveness and sustainability
UNDP Country Office			
UNDP Regional Technical Advisor			
Overall Rating			

Action Plan to Address Marginal and Unsatisfactory Ratings

Where a project has received a rating of MS or U describe the actions to be taken to address this:

Action to be Taken	By Whom?	By When?

End of Project Situation

What is to happen to any funds remaining in the Financial Instrument at the end of the project?

RFL will get absorbed to EDCs as part of the institutionalizing process of EDCs to ensure that in the absence of the project that the community can continue to draw on this facility to ensure the sustainability of the objective of the instrument.

⁹ Ratings: See instruction sheet for definitions of ratings. Use only:

HS - Highly Satisfactory; S – Satisfactory; MS – Marginally Satisfactory; U – Unsatisfactory.

VIII. Procurement Data

Note : For projects or project components executed by UNOPS this section ***must not*** be filled in - data will be provided by UNOPS headquarters-

Please report the **US\$ value** (*in Thousands, e.g. 70,000 = 70*) of UNDP/GEF Payments made to GEF Donor Countries for Procurement. Please enter Project **expenditure accumulated** from project start up to the date of this report into the matrix against the donor country **supplying** the personnel, sub-contract, equipment and training to the project. Please report only on contracts over US\$ 2,000.

Supplying Donor Country	Personnel (US\$ thousands)	Sub-contracts (US\$ thousands)	Equipment (US\$ thousands)	Training (US\$ thousands)	Total (US\$ thousands)
Malaysia			7		7
Singapore			20		20
Total			27		27

IX. Lessons

Are there any lessons from this project that could benefit the design and implementation of other GEF-funded projects? Please list up to three and indicate which one/s could be worth developing into case studies of good/bad practice.

i) Micro Level Planning for evolving Eco Development strategies seems to be a good approach for conservation projects involving local people and participatory development programmes.
ii) Inter departmental coordination at all levels for effective implementation of projects of this design requires a protocol or mechanism to be in-built into the project based on prior negotiations and agreements.
iii) The co financing mechanism of pooling financial support from all stakeholder departments and organizations requires a strong agreement between the project and the stakeholders concerned at the time of project finalization and strong follow up during implementation.

X. Project Contribution to GEF Strategic Targets in Focal Area

For all Projects:

Answer all applicable questions	State: Yes, No or In- Progress	Additional Notes
BD1: Protected Areas		
Have any new protected areas been established as a result of this project? (if any)	No	If yes, name these and state the area of each (hectares):
Has the project resulted in any changes to the policy, legislative, or regulatory environment of protected areas?	Yes and in progress.	If yes, list the changes that have been made: Fisheries department, Coast Guard and Customs departments have been sensitized towards illegal collection of protected marine animals like sea cucumber, sea horse and marine turtles. As a result wildlife offences have been reduced considerably through concerted efforts of enforcing agencies. Cross authorization of Fisheries and Forest departments in enforcing the Wild Life (Protection) Act 1972 and Tamil Nadu Marine Fishing Regulation Act 1983 is also being considered by the Government. Joint patrolling by the National Park authorities and Fisheries Dept. has commenced.
Has the project raised awareness or knowledge about protected areas in people beyond the project team?	Yes	If yes, amongst which target audiences: Local people, Line Departments Officials, school teachers and student and staff.
Has the project resulted in any changes in institutional arrangements and mandates concerning protected areas	Yes	If yes, list the changes that have been made: Trust, PCU, District Level Co-ordination Committees formed and functioning to ensure coordinated and better management of GoMBR. The project has resulted in establishing a Board of Trustees at State level for policy support, an Empowered Sub Committee for project action plan sanction and implementation support, District Level Coordination Committees at both the districts (Ramanathapuram and Thoothukudi) established for Line department coordination support. These are in addition to the Trust which is a special Government body established to coordinate various departments, agencies and the civil society to achieve the objectives of the project. The Wildlife Wing of the Forest Department has agreed in principle to protect the National Park through regulatory mechanisms and the Biosphere Area by participatory mechanisms through the collaboration with local communities.

Answer all applicable questions	State: Yes, No or In- Progress	Additional Notes
How many protected areas already have improved management capacity as a result of this project?	Yes	If yes, name these and state the area of each (hectares): The project has only one protected area named GoMNP (21 islands area is 6.23 Sq km, and total National Park area 560 Sq km). The management capacity of the field staff has been increased through training to build their capacity for identification of marine organisms and anti-poaching strategies developed in collaboration with local communities. Joint patrolling by NP and Fisheries Dept is also taking place.
Have any new financial mechanisms for protected areas (such as user fees, tourist taxes, payments for environmental services, etc) been created, or existing mechanisms strengthened as a result of this project?	No	If yes, list these:
Has the project improved relationships between protected areas and local communities?	Yes	If yes, how? Local people participation in bio-diversity conservation is elicited through eco-development approach. To effectively facilitate the relationship between protected area management and the local communities, village level Eco Development Committees are being formed in all identified project villages (total 220), And 54 EDCs are in place. The Gulf of Mannar Biosphere Trust is giving revolving fund to the Eco-development committee members as a corpus fund to develop alternative employment options in order to reduce the pressure on the marine ecosystem. The local fishers are also proactive in protecting the National Park area and supporting the Wildlife Wing in all their efforts related to bio-diversity conservation.
Has the project worked with Indigenous communities?	Yes	If yes, name the groups and what was done: Coastal fishing and traditional fishing communities (these include Marakayars, Paravas, Fernandes, and Mutharayars) These fishermen groups are living in the zone of influence of the Gulf of Mannar Biosphere Reserve. This project helps them to sustainably use the marine resources in the vicinity of their villages. In each village the zone of influence has been demarcated in resource mapping and necessary guidelines are evolved to control destructive fishing methods.
Has the project taken any measures associated with adaptation to climate	No	If yes, what?

Answer all applicable questions	State: Yes, No or In- Progress	Additional Notes
change?		
Has the project assessed the carbon benefits of the protected areas with which it is working?	No	If yes, state number of tonnes.
Does the project have a budget for activities related to dissemination?	No	If yes, how many other protected areas, or protected area authorities (provinces, districts, etc), have so far adopted approaches promoted by the project, and over what area (ha)?
BD2: Spatial Mainstreaming:		
Has the project resulted in any changes in the policy, legislative, or regulatory environment so that biodiversity is better addressed in the political and spatial planning for an area such as a whole country, province, district or community?		If yes, what is the area covered? (ha) List the changes that have been made?
Has the project resulted in any changes in institutional arrangements and mandates so that biodiversity is better addressed in the political and spatial planning for an area such as a whole country, province, district or community?		If yes, what is the area covered? (ha) List the changes that have been made?
Has the project resulted in any changes in practices such that biodiversity is better addressed in the political and spatial planning for an area such as a whole country, province, district or community?		If yes, what is the area covered? (ha) List the changes that have been made?
Has the project taken any measures associated with adaptation to climate change?		If yes, what?
Does the project have a budget for activities related to dissemination?		If yes, what other spatial governments (provinces, districts, etc) have so far adopted approaches promoted by the project, and over what area (ha)?

For BD3: Biosafety Projects Only

Answer all applicable questions	State: Yes, No or In- Progress	Additional Notes
Has the project resulted in the enactment of any legislation affecting biosafety?		If yes, explain
Has the project helped put in place any institutional arrangements to address biosafety?		If yes, explain
Has the project helped put in place a national biosafety framework?		
Has the project helped to launch the implementation of the national biosafety framework?		If yes, explain



Business Unit: IND10
Award Id: 00013013
Description: GULF OF MANNAR
Implementing Partner: 01543 Ministry Of Environment And Forests
Award Start Date: 01/03/2002 **Award End Date:** 28/02/2009
Report Period From: 01/07/2005 **Report Period to:** 30/06/2006 **Total Award Amount:** 7,565,898.00

Section 1. Project Implementation

A. UPDATED PROJECT RISKS

Type	Date	Description	Date	Manager Resp	Critical Status
ENVIRONMENTAL	27/09/2006	-			N
FINANCIAL	26/09/2006	Partner agencies in Government may fail to provide supporting investments for execution of the alternative strategy, leaving implementation gaps.	27/09/2006	Extensive consultations have been undertaken with partner agencies and a strong commitment to the project is in evidence. Continuous dialogue will be maintained to integrate field activities from time to time.	N
OPERATIONAL	26/09/2006	Reluctance on the part of government decision makers to follow through on innovative applications of policies or development of new policies.	27/09/2006	The ownership by the State and the Central Government is emerging now and is evident by the regular Steering Committee meetings held with senior level participation. Close dialogue with policy-makers will be maintained on a regular basis and technical assistance will be provided to further develop an enabling policy and regulatory framework.	N
OPERATIONAL	26/09/2006	Local stakeholders will not change resource-use practices in order to enable biodiversity conservation	27/09/2006	Consultations and surveys of local communities have shown a high level of willingness to change resource-use practices if people are enabled to choose and implement a workable alternative. Continuous dialogue will be held through the trainees with an open and learn-as-you-go approach by organizing the alternative livelihood development workshops.	N
ORGANIZATIONAL	26/09/2006	Coordination of inter-departmental activities at the State level and at the district level.	27/09/2006	Regular interventions by State and Central Government officials have brought about substantial difference and the trend will be maintained.	N
POLITICAL	27/09/2006	-			N

Project Quarterly Progress Report



UNDP UN Development Programme

Report ID: UNPMQTRR

Page 2 of 4

Run Time: 27-09-2006 22:09:45

STRATEGIC	26/09/2006	Establishing of indicators and measurement of impacts due to large size of project area.	27/09/2006	A detailed Logical Framework Analysis has been carried out and the measurement indicators are being established in consultation with project partners.	N
X_OTHER	27/09/2006	-			N

B. UPDATED PROJECT ISSUES

Type	Date	Description	Date	Manager Resp	Solved Status
------	------	-------------	------	--------------	---------------

Section 2. Output Progress

Project ID: 00013013 Description: GULF OF MANNAR

Long Description:

Baseline:

Indicator:

2005 Target:

2005 Achievement:

2006 Target:

2006 Achievement:

Section 3. Activity Performance

A. Activity ID: ACTIVITY1 Description: Trust & PCU Established

Long Description:

Start Date: End Date:

% Progress to Date: 0.00

Quality Criteria	Quality Date	Results of Activities		Resource Usage	Timeliness
		User Perspective	/Date/Rating		

Account	Fund	Donor	Responsible Party		Budget	Encumbrances	Expenditure	Balance
16000	62000	10003	GEFTrustee	001125 MOEF	0.00	0.00	0.00	114,327.22
71200	62000	10003	GEFTrustee	001125 MOEF	51,815.00	0.00	0.00	51,815.00
71200	62000	10003	GEFTrustee	001394 NEX	0.00	0.00	0.00	0.00
71300	62000	10003	GEFTrustee	001125 MOEF	159,983.00	0.00	18,145.13	141,837.87
71300	62000	10003	GEFTrustee	001394 NEX	0.00	0.00	0.00	0.00
71400	62000	10003	GEFTrustee	001125 MOEF	35,815.00	0.00	524.26	35,290.74
71400	62000	10003	GEFTrustee	001394 NEX	0.00	0.00	0.00	0.00
71600	62000	10003	GEFTrustee	001125 MOEF	18,271.00	188.02	8,157.54	10,113.46
71600	62000	10003	GEFTrustee	001394 NEX	0.00	0.00	0.00	0.00
74500	62000	10003	GEFTrustee	001125 MOEF	61,483.00	0.00	10,633.17	50,849.83
74500	62000	10003	GEFTrustee	001394 NEX	0.00	0.00	0.00	0.00
75100	62000	10003	GEFTrustee	001125 MOEF	96,126.00	0.00	28,028.59	68,097.41
75100	62000	10003	GEFTrustee	001394 NEX	0.00	0.00	0.00	0.00
Total Activity ACTIVITY1					423,493.00	188.02	65,488.69	472,331.53

B. Activity ID: ACTIVITY2 Description: Strengthened Park Oper.

Long Description:

Start Date: End Date:

% Progress to Date: 0.00

Quality Criteria	Quality Date	Results of Activities		Resource Usage	Timeliness
		User Perspective	/Date/Rating		